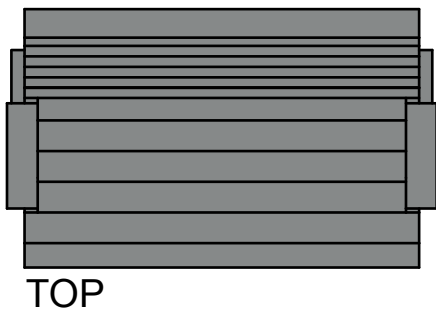
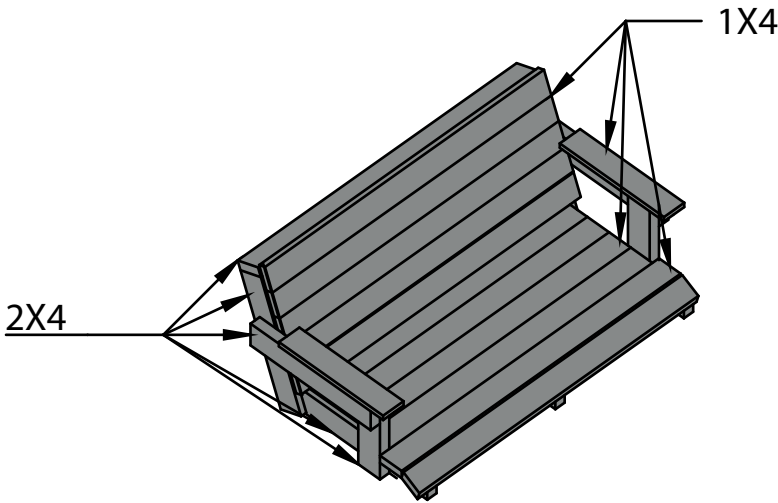
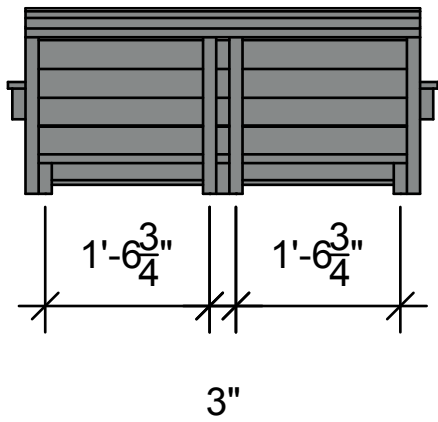


| S-1 TAKE-OFF SCHEDULE | | |
|-----------------------|--------|--------|
| UNIT | LENGTH | NUMBER |
| 4X4 | TBD | 3 |
| 4X4 | 0'-8" | 2 |
| 2X6 | 13'-0" | 2 |
| 2X8 | 8'-0" | 1 |
| 2X6 | 7'-0" | 2 |
| 2X6 | 4'-0" | 2 |
| 2X6 | 3'-1" | 4 |
| 1/2" PLYWOOD | 4'-0" | 1 |

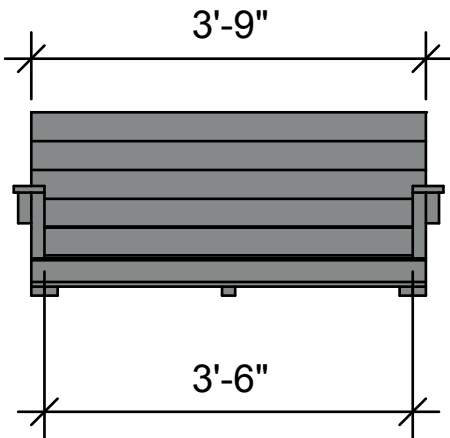


| S-1B TAKE-OFF SCHEDULE | | |
|------------------------|------------|--------|
| UNIT | LENGTH | NUMBER |
| 2X4 | 1' | 2 |
| 2X4 | 1'-6" | 2 |
| 2X4 | 1'-7" | 4 |
| 2X4 | 1'-10 1/2" | 3 |
| 2X4 | 3'-9" | 1 |
| 1X4 | 3'-9" | 7 |
| 1X4 | 3'-6" | 4 |
| 1X4 | 1'-6" | 2 |

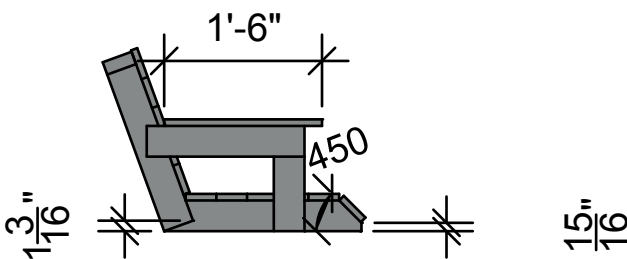
EAST



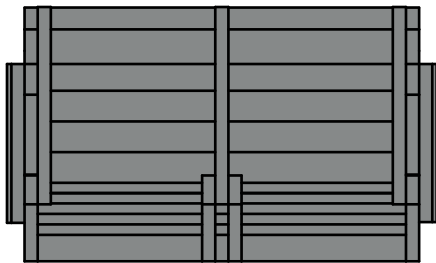
WEST



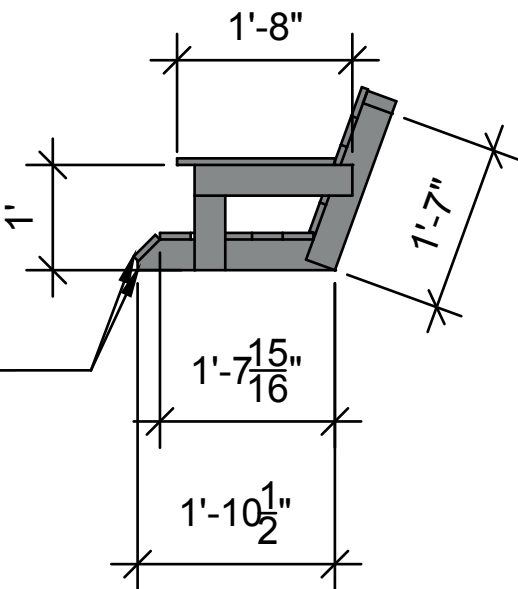
NORTH



BOTTOM



SOUTH



SAND EDGES